


# Home Buying Process

1.  Meet REALTOR & Preview Properties  
Agent: \_\_\_\_\_  
email: \_\_\_\_\_  
Phone: \_\_\_\_\_


2.  Cash or Financing  
Bank or Lender: \_\_\_\_\_  
email: \_\_\_\_\_  
Phone: \_\_\_\_\_

3.  Make an Offer on a Property  
Property: \_\_\_\_\_


4.  Open Escrow with Title Company  
Escrow: \_\_\_\_\_  
email: \_\_\_\_\_  
Phone: \_\_\_\_\_

5.  Homeowner Insurance  
*Request C.L.U.E. Report ,  
Inquire about Loss Prevention if in an HOA*  
Agent: \_\_\_\_\_  
email: \_\_\_\_\_  
Phone: \_\_\_\_\_

6.  Review Resale Package & Sellers Real Property Disclosure

7.  Home Inspection:  
*Inquire about INFRARED Photography*  
Inspector: \_\_\_\_\_  
email: \_\_\_\_\_  
Phone: \_\_\_\_\_

8.  Appraisal

9.  Home Warranty  
*Inquire about options to include appliances,  
slab leak repair, crane service, removal & disposal.*  
Company: \_\_\_\_\_  
email: \_\_\_\_\_  
Phone: \_\_\_\_\_

10.  Utilities  
see list at [lasvegasrealestate.org/utilities.html](http://lasvegasrealestate.org/utilities.html)

11.  Final Walk Thru

12.  Close Escrow and Receive Keys